


◆ Tensile Strength Test

1. Test equipment

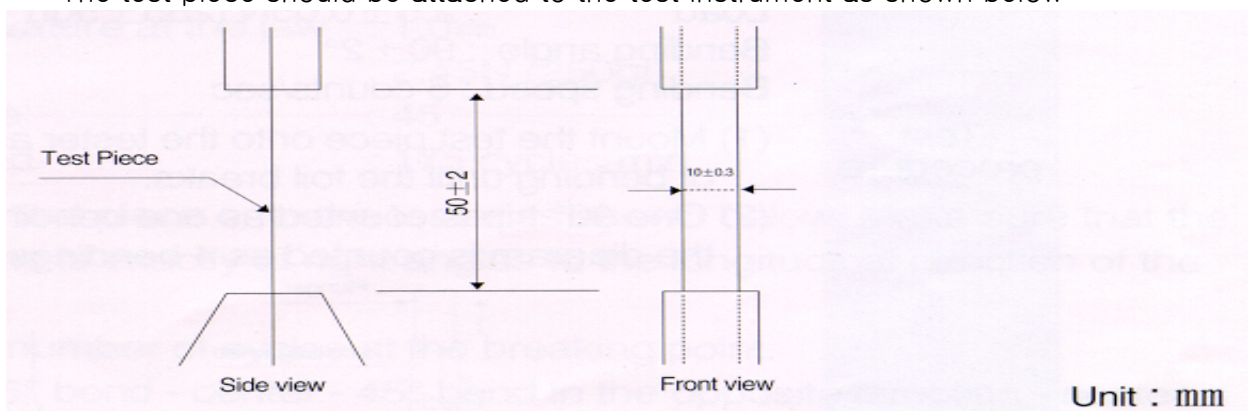
Tensile strength tester: JIS B 7721.

2. Test piece



3. Mounting

The test piece should be attached to the test instrument as shown below:



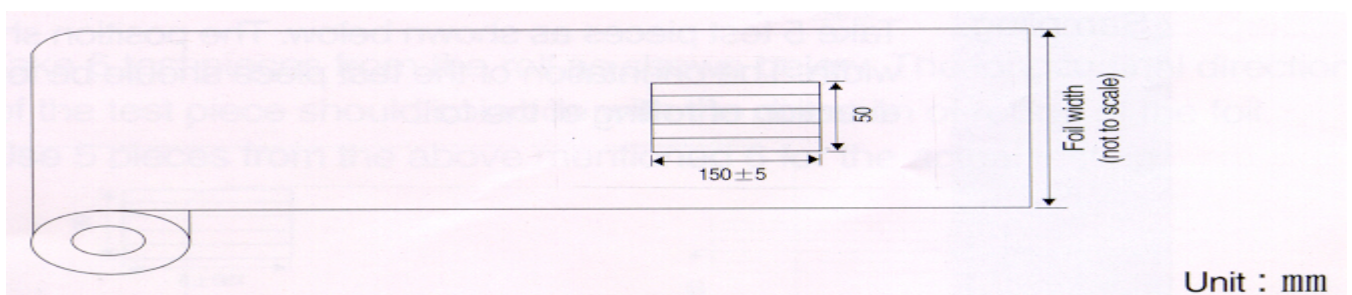
4. Test procedure

Pull the test piece on the machine at a pulling speed of 10 ± 1 mm/min, and record the tensile force at the breaking point.

Test against if the foil snaps at the mount.

5. Sampling

Take 5 test pieces as shown below. The position should be at the center of the foil width. The orientation of the test piece should be longitudinal, viz. parallel to the direction of rolling of the foil.



6. Criteria

For a pass, the average of the measured values for the five test pieces must be higher than the specification value.